



DREW CDC

Every Child's Success
Strengthens Community

2023 Community Impact Snapshot

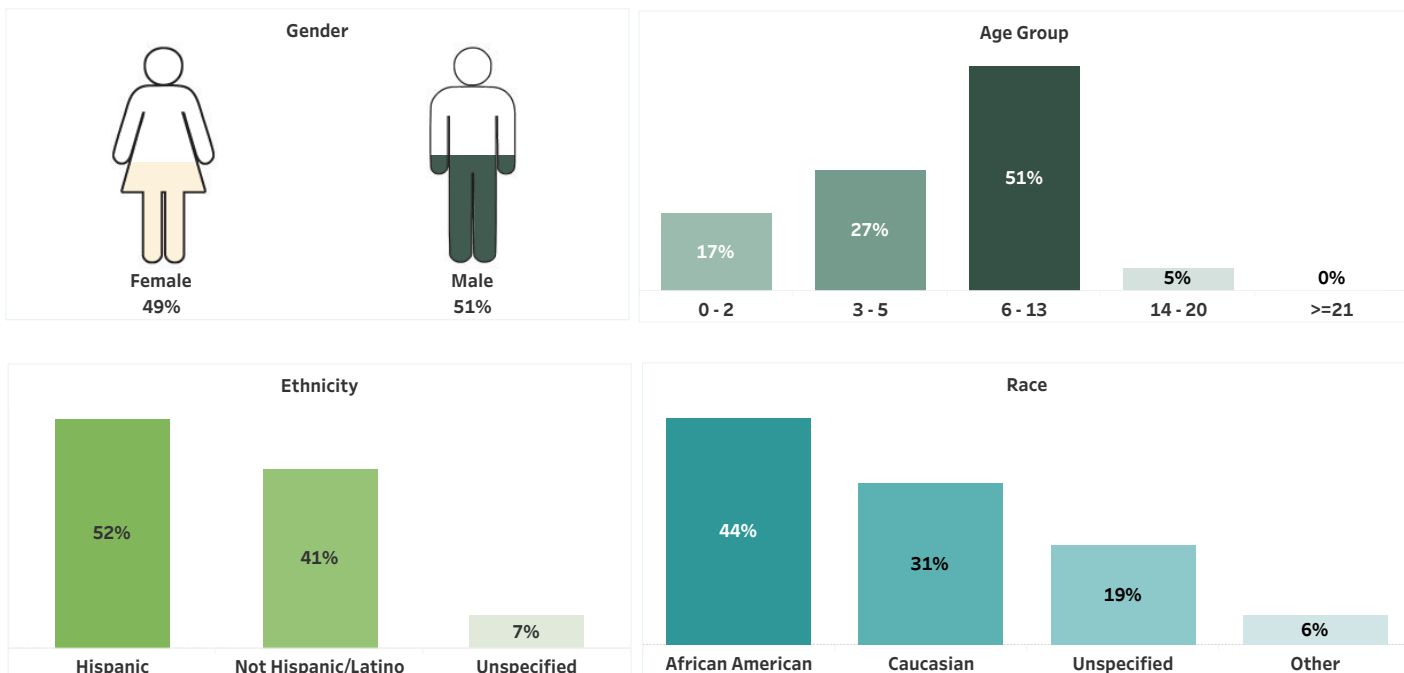


For over 35 years Drew CDC has prepared the children of Watts-Willowbrook, Compton, and South Los Angeles to succeed and thereby strengthen our community. We believe there is no substitute for a child's safety, education, and emotional and physical health, and we are committed to transparency and accountability as we work to provide children with these essential supports. That's why each year we publish our *Impact Report* describing the outcomes of our programs and services. The *Impact Report* highlights how our organization's mission and values are manifested and measured through our work, reflecting the current collective successes of Drew CDC, our clients, and our supporters.

Drew CDC's Impact (Agency-wide)



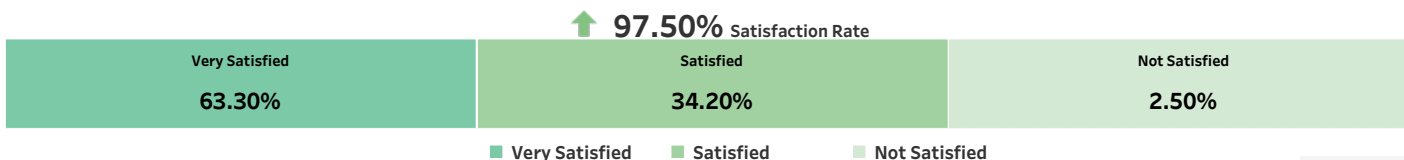
Who We Served: Demographics



Providing Basic Needs Through Events

Events	Value	Meals	Participants	Turkeys	Donated Toys	Backpacks with Sup..
Back2School Community Resource	\$9,475		247			247
Thanks for Giving	\$4,800	60	60	30		
Winter Wonderland	\$20,000+		1,080		2,095	

Performance and Quality Outcomes





Programs

Early Childhood STEAM Education

Children Served

387

Families Served

319

Family Median Monthly Household Income

\$2,222

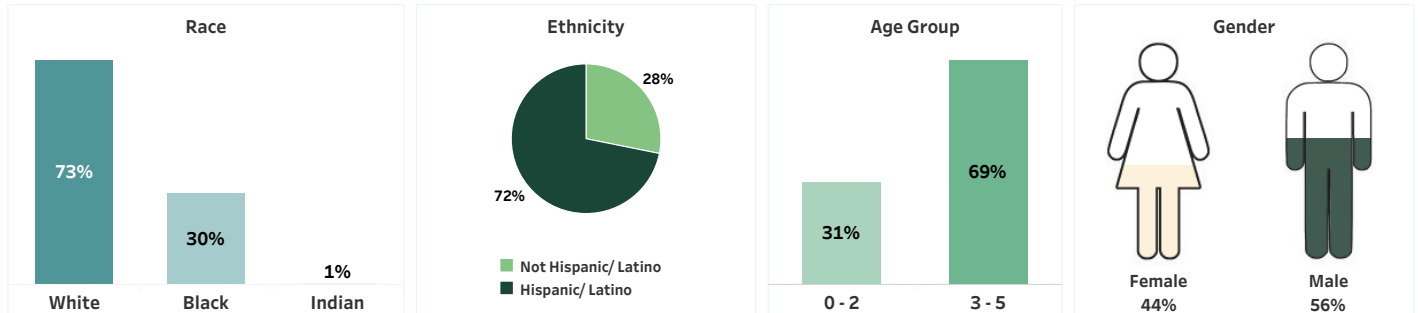
Primary Child Care Need (Employment)

79%

Kindergarten-Ready (Graduated)

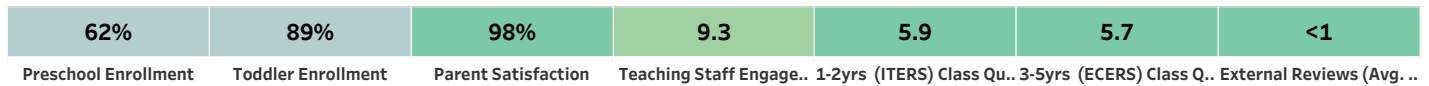
65

Who We Served: Demographics



Performance and Quality Outcomes

■ Above target ■ On target ■ Below target



Child Care Subsidy

Children & Youth Served

(3% exceptional needs)

5,938

Families Served

3,139

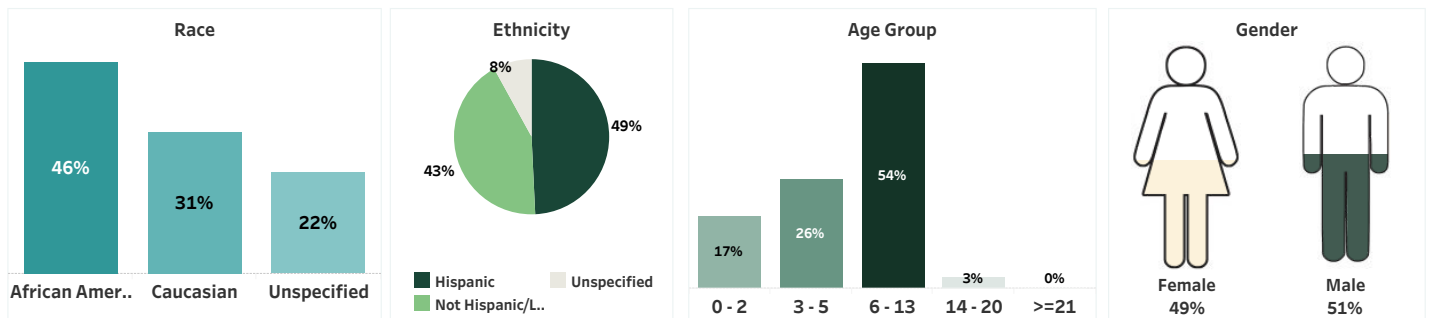
Family Median Monthly Household Income

\$2,879

Primary Child Care Need (Employment)

87%

Who We Served: Demographics



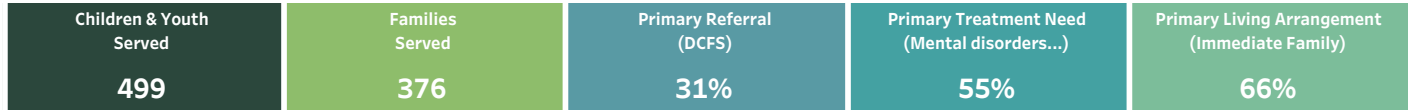
Performance and Quality Outcomes

■ Above target

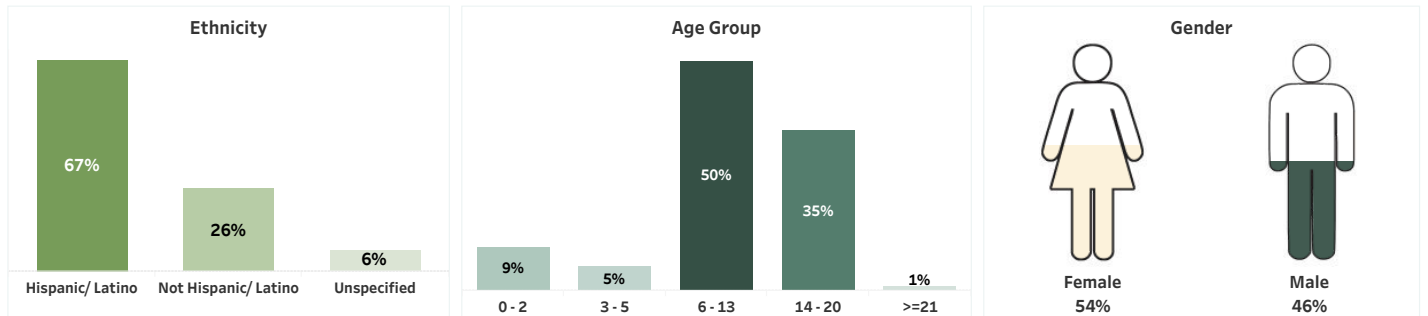




Mental Health & Wrap-around Services



Who We Served: Demographics



Performance and Quality Outcomes



Trauma-Informed Care (TIC) Training

